





AMALGAMATIONS REPCO LTD.

## PRODUCT PROFILE – DRIVEN PLATES

RIGID CENTER [CUSHION & FLAT TYPE]

RANGE : Ø 225 – 412 mm

APPLICATION : TRACTORS, MARINE, TRUCK





RIGID CENTER – CUSHION ORGANIC & CERAMIC BUTTON

SPRING CENTER – PROGRESSIVE TYPE [CUSHION ORGANIC & CERAMIC - 11 DEG. ANGLE OF TWIST (2 SLOPES)]

RANGE : Ø 305 mm

APPLICATION : TRACTORS



SPRING CENTER - [CUSHION & FLAT TYPE SEGMENT]

RANGE : Ø 160 – 380 mm





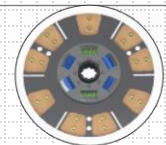
APPLICATION : PASSENGER CARS, LCV, HCV & TRACTORS



SPRING CENTER – CERAMETALLIC BUTTON

RANGE : Ø 325 – 380 mm


APPLICATION : TRACTOR & TRUCKS



SPRING CENTER – PROGRESSIVE [CUSHION ORGANIC & CERAMIC - 16 DEG. ANGLE OF TWIST (2 SLOPES), TO REDUCE IDLE RATTLE NOISE ]

RANGE : Ø 170 – 280 mm





APPLICATION : LCV & TRACTORS



SPRING CENTER – PRE-DAMPER - [CUSHION ORGANIC - 27 DEG. ANGLE OF TWIST (3 SLOPES) ]

RANGE : Ø 190 mm

APPLICATION : PASSENGER CARS




AMALGAMATIONS REPCO LTD.

## PRODUCT PROFILE – COVER ASSEMBLY

**SINGLE CLUTCH - COIL SPRING LEVER TYPE – SHEET METAL COVER**

**RANGE :** Ø 180 – 380 mm

**APPLICATION :** PASSENGER CARS, LCV, HCV, FORK LIFTS & TRACTORS



-

**SINGLE CLUTCH - COIL SPRING LEVER TYPE – CAST COVER**

**RANGE :** Ø 300 – 380 mm

**APPLICATION :** HCV & TRACTORS



**SINGLE CLUTCH - DIAPHRAGM SPRING TYPE**

**RANGE :** Ø 160 – 310 mm


**APPLICATION :** PASSENGER CARS, LCV, HCV, FORK LIFTS, HARVESTER & TRACTORS



**DUAL CLUTCH - COIL SPRING LEVER TYPE – 12 / 10” / 11 / 9” & 11 / 8”**  
CAST / SHEET METAL COVER & PTO - RIGID & SPRING CENTERED PTO

**RANGE :** Ø 280 - 300 mm

**APPLICATION :** TRACTORS



-

**DOUBLE CLUTCH (11” X 11”) - SINGLE & DOUBLE BEARING - RIGID / SPRING CENTERED CUSHION ORGANIC / CERAMIC PTO & MAIN DRIVE**

**DOUBLE CLUTCH WITH SAFETY PTO DRIVE (11” X 11”)**

**RANGE :** Ø 280 mm

**APPLICATION :** TRACTORS



-

-

**SPLIT TORQUE COVER ASSEMBLY ( 12” X 10” & 11” X 9”)**

**RANGE :** Ø 280 - 300 mm

**APPLICATION :** TRACTORS



-

-

-

AMALGAMATIONS REPCO LTD.

## CLUTCH KITS



### CLUTCH SPARES

DRIVEN PLATES SPARES : HUB, FACINGS, RIVETS

COVER ASSEMBLY SPARES : COVER PLATE, PRESSURE PLATE, FACE PLATE, MAJOR KIT, MINOR KIT, SPRING KIT & RELEASE LEVERS / WITHDRAWAL PLATE

APPLICATION: PASSENGER CARS, LCV, HCV, FORK LIFTS & TRACTORS

